



Keeping it in the Target language

Scaffolding Lessons for
Beginning Language Learners

Megan Wojcicki & Judith Ojeda, South Windsor Public Schools

mwojcicki@swindsor.k12.ct.us & jojeda@swindsor.k12.ct.us

OUR OBJECTIVES

You will be able to...

1. Set up your classroom to encourage student use of the target language
2. Create & facilitate scaffolded activities in the target language
3. Identify strategies to assess student participation and their use of TL



mwojcicki@swindsor.k12.ct.us & jojeda@swindsor.k12.ct.us

South Windsor Public Schools

Agenda

- I. Setting up your classroom
- II. Strategies to keep it in the TL
- III. Modeling examples of scaffolded activities (Snapshots)
- IV. Strategies to assess participation
- V. Turn and Talk
- VI. Takeaways and Reflection



mwojcicki@swindsor.k12.ct.us & jojeda@swindsor.k12.ct.us

South Windsor Public Schools

I. Set students up for success!

- ▶ Set clear expectations for target language use & reinforce them consistently.
- ▶ Example: Only allow students to get a drink if they ask in the target language.
- ▶ Encourage students to respond to their peers that use target language.

mwojcicki@swindsor.k12.ct.us & jojeda@swindsor.k12.ct.us
South Windsor Public Schools



Setting students up for success!

1) Make it accessible to students

- ▶ Helpful phrases in room
- ▶ Helpful vocabulary and phrases during class activities




2) Positive reinforcement



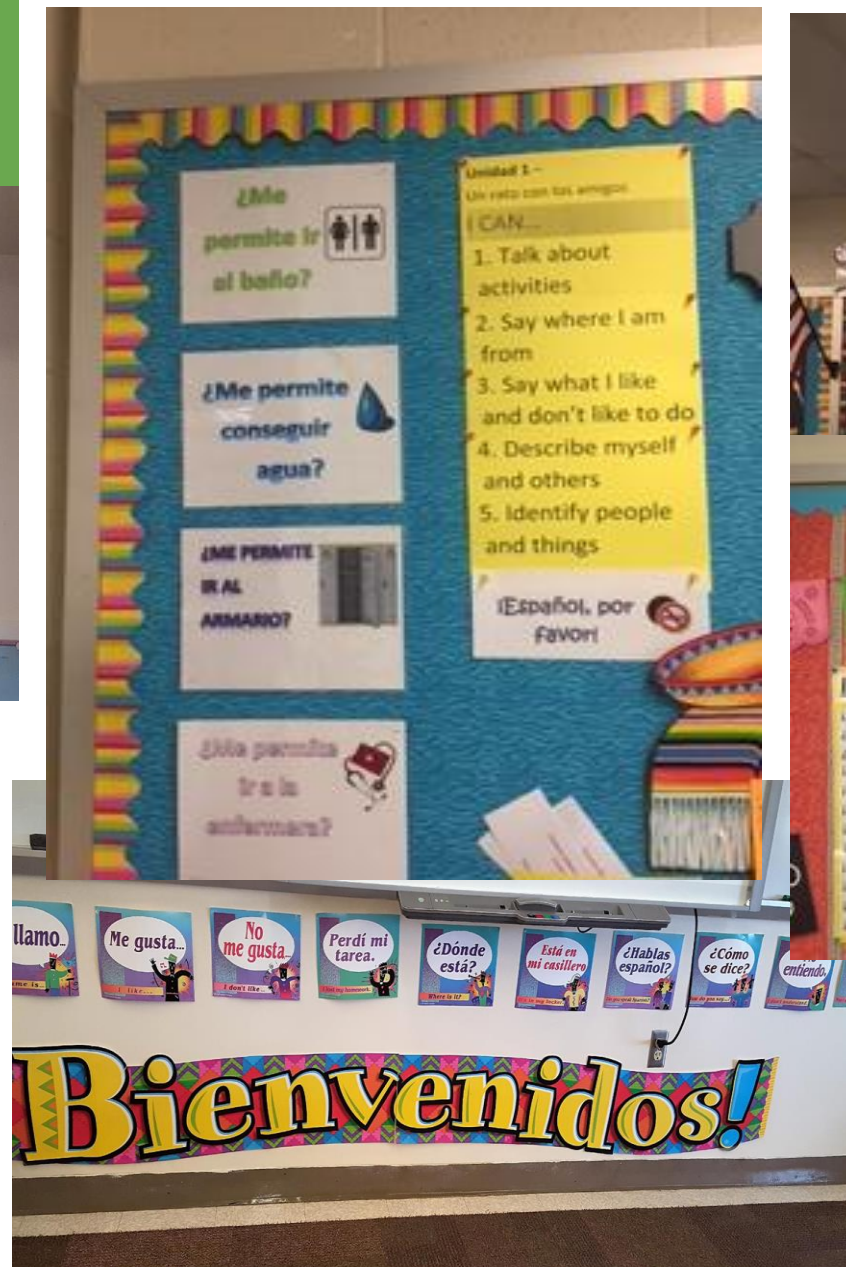
3) Encourage a collaborative & communicative classroom environment where risks are rewarded

What we have available for you today!

- ▶ Classroom Labels
- ▶ Helpful Phrases
- ▶ Scavenger Hunt/Notes for students to reference
- ▶ Participation Tools




Our Classrooms



mwojcicki@swindsor.k12.ct.us & jojeda@swindsor.k12.ct.us

South Windsor Public Schools

Scavenger Hunt Worksheet



mwojcicki@swindsor.k12.ct.us & jojeda@swindsor.k12.ct.us
South Windsor Public Schools

II. Strategies to scaffold & Keep it in TL

- 1) Cognates
- 2) Images / Visuals on slides
- 3) Modeling (Act it out!)
- 4) Word Wall
- 5) Use key phrases/Classroom commands Post helpful vocabulary with translations for students.
- 6) Keep it simple & comprehensible!



When is it helpful to use English?

- ▶ Goal 90% Target language
- ▶ Objective: Can-Do statement in English
- ▶ Directions for assessments in English
- ▶ Check for understanding- students discuss or re-state directions in English
- ▶ Be conscious of when you are exiting target language use. STOP sign to English & back to TL.
- ▶ Students ask permission for English if they can't formulate their question in Spanish



III. Activity Snapshots



en
ESPAÑOL

mwojcicki@swindsor.k12.ct.us & jojeda@swindsor.k12.ct.us
South Windsor Public Schools

IV. Strategies to assess participation

- ▶ Embed within interpersonal activities
- ▶ Keep track of “points”
- ▶ Holistic rubric
- ▶ Reflection tool
- ▶ Incentives / Recognition to motivate students



V.

Turn

and

TALK

- ▶ How can you get started?
- ▶ What changes can you make this year in your classroom?
- ▶ What are some things that you are already doing in your classroom?
- ▶ What are your long-term plans for implementation?

Topics for discussion:

- ▶ Participation
 - ▶ Creating lessons & using TL in your classes
 - ▶ Encouraging student use of TL
 - ▶ Setting up your classroom



VI. Takeaways & Reflection

- ▶ Think of your 2-3 major takeaways from today.
- ▶ Set 1 goal for yourself that you would like to re-visit at the end of the school year.
- ▶ Write it down.

